





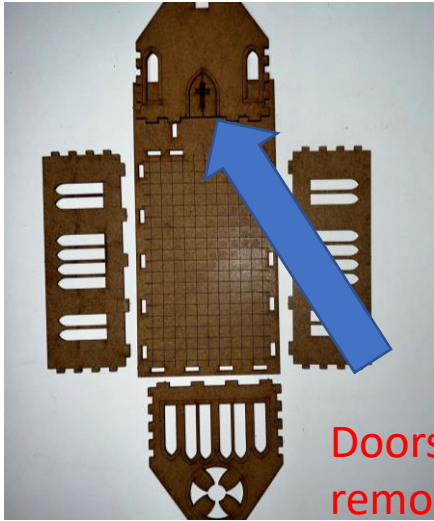


15mm Scale Church

Assembly Guide








Doors can be removed if required








Use a good quality PVA wood glue for assembly







Doors can be
removed if required










Add window/door
frames



The Roof Tower & Tower
Top Sections Slot In Place &
Do Not Need Gluing



